







Art Curriculum Overview 2022-23


	Autumn 1	Autumn 2	Spring 1	Spring 2	Summer 1	Summer 2
EYFS Nursery	<p>Magical me!</p>  <p>Drawing: Families Textiles: Harvest collaging vegetables Autumn leaf rubblings 3D form: Rangoli patters with puffy paint Junk Modelling (CP) Creative Table (CP)</p>	<p>Colours</p>  <p>Drawing: Colour monster Calendar Painting: Kadinsky inspired paintings Textiles: Collage Elmer Printing: Christmas card 3D form: Santa paper plate decoration Junk modelling (CP) Creative Table (CP)</p>	<p>Transport "How will we get there?"</p>  <p>Painting: Using vehicles to show movement Chinese dragon Textiles: Collaging transport/vehicle s 3D form: Make a Chinese dragon mask Build a ramp for a car Junk Modelling (CP) Creative Table (CP)</p>	<p>Round and round the garden like a teddy bear</p>  <p>Drawing and painting: Bears Collaging: Bears Junk Modelling (CP) Creative Table (CP)</p>	<p>Old McDonald had a farm</p>  <p>Drawing: Farm animals Printing: Farm animal foot prints 3D form: Tractor models Junk Modelling (CP) Creative Table (CP)</p>	<p>Splish, splash, splish</p>  <p>Drawing: Pond animals Painting: Monet inspired water lily paintings 3D form: build a boat that can float Junk Modelling (CP) Creative Table (CP)</p>

EYFS Reception	<p>Getting to know you!</p> <p>Drawing: Painting faces Textiles: Collaging mice Autumn leaf hedgehogs Printing: Harvest 3D form: 3D form: Clay diva lamps Junk Modelling (CP) Creative Table (CP)</p>	<p>Julia Donaldson</p> <p>Drawing: Pastel Fireworks Calendar Painting: Scarecrows Textiles: Firework wands Printing: Christmas card 3D form: Rocket Junk modelling (CP) Creative Table (CP)</p>	<p>Winter</p> <p>Drawing and painting: Winter Chinese dragon Textiles: Collaging valentine's hearts 3D form: Junk Modelling (CP) Creative Table (CP)</p>	<p>How does your garden grow?</p> <p>Drawing and painting: Ducks Spring Collaging: Ducks 3D form: Junk Modelling (CP) Creative Table (CP)</p>	<p>Once upon a time</p> <p>Drawing: Summer Traditional tales Painting: Colour Mixing 3D form: 3 pigs houses Junk Modelling (CP) Creative Table (CP)</p>	<p>Animals of the World</p> <p>Drawing: Animals & environments Painting: Animals & environments 3D form: animal Junk Modelling (CP) Creative Table (CP)</p>
----------------	--	--	---	--	--	--

Art Curriculum Overview 2022-23

	Autumn 1	Autumn 2	Spring 1	Spring 2	Summer 1	Summer 2
Year 1	<p><u>What can we find in Chorlton?</u></p> <p>Looking at a range of portraits from different times and in different media. Looking at meaning in portraits (eg Armada portrait of Elizabeth I or self portrait of Frida Kahlo). Painting a self portrait. Creating a portrait from loose materials (look at Archimboldo).</p>	<p><u>How have toys changed?</u></p> <p>Seeing ourselves as artists. Creating a portrait of a toy. Victorian puppet theatres. Developing a range of basic skills: Cutting paper, folding paper, 3D paper collage, pencil control</p>	<p><u>Why was Lowry important?</u></p> <p>Looking at the work of LS Lowry, particularly the local seascapes Use of colour. Use of figure drawing to show emotion. Create a modern version of "At the seaside" using photograph and felt tip. Talk about how our work compares to the original</p>	<p><u>Why was the moon landing important?</u></p> <p>Look at artists' impressions of "space" as well as photos of planets and the solar system. Use a variety of paint techniques to create different planets to combine into one solar system picture. Wax resist and ink wash, bubble prints, home made puffy paint</p>	<p><u>Is everywhere in the U.K. like chorlton?</u></p> <p>Looking at landscape artists' visions of jungles and rainforests. Looking at the landscape work of Henri Rousseau. Compare the tiger in "Surprise" to tigers in other works. Discuss the importance of drawing from life. Practise drawing tigers from photos. Create mixed media 3D collage with tiger and forest.</p>	<p><u>Is everywhere in the U.K. like chorlton?</u></p> <p>Basic skills: Mark making with a range of materials</p>

<p>Year 2</p>	<p><u>What is the difference between a city and a country?</u></p> <p>Houses, draw multi media portrait of their house. Discussion around how cities are made up of individual buildings. Continuous line drawing of a street. Looking at urban landscape artists. Look at local artist @inksystudio .</p>	<p><u>Why was Guy Fawkes significant?</u></p> <p>Watch some you tube film of enormous fireworks displays. Make depictions of fireworks using chalk pastels, cut tissue paper snowflakes in fire colours, blow paintings or brusho "explosions" Design a pattern for our own rocket. Decorate and construct a paper rocket to launch with a straw.</p>	<p><u>Why was Rosa Parks significant?</u></p> <p>Look at the work of modern black artists including Chris Ofili and Lynette Yiadom-Boakye Create a figure painting in their style</p>	<p><u>Why was the great fire of London significant?</u></p> <p>Looking at a range of landscapes from different times and in different media that depict the great fire. Look at the architecture of homes at the time. Create a watercolour wash using colour mixing in fire colours. Cut and collage to make flames. Add felt tip drawn depictions of tudor houses to the foreground. Create a clay treacle pot</p>	<p><u>What is beyond the coast?</u></p> <p>Looking at cartoon drawing especially Disney Talk about how cartoons exaggerate certain features to convey feelings. Practise drawing cartoons in felt tip. Create a diorama which includes with our own cartoon character</p>	<p><u>How does Lagos compare to the U.K.?</u></p> <p>Looking at the work of Yinka Shonibare. Looking at traditional design of Ankara cloth from West Africa. Create a repeating pattern. Use foam printing blocks or wax resist</p>
---------------	--	--	---	---	--	---



Year 3	<p><u>What are the key features of rivers?</u></p> <p>Basic skills,(Reggio Emilia principles) Creating a handbound zig zag book with samples of creative techniques depicting moving water</p> <p>Look at a range of artists and how they choose to depict moving water. Look in more detail at the work of Andy Singleton. Make our own paper art piece using folding and cutting techniques</p>	<p><u>How did things change from the stone age to the iron age?</u></p> <p>Look at cave art. Create our own brushes using natural materials and have a go at cave painting. Create a clay mammoth. Look at fossil skeletons and do some observational drawings</p>	<p><u>How did things change from the stone age to the iron age?</u></p> <p>Look at a range of Celtic artefacts, discuss the skills of the celtic crafts people. Design a brooch using Celtic symbols and construct it from clay</p>	<p><u>What impact did the Romans have on Britain?</u></p> <p>Look at a range of Roman art, craft and architecture. Look in more detail at mosaics. Children to design and create paper a mosaic with Roman features and patterns.</p>	<p><u>What impact did the Romans have on Britain?</u></p> <p>Creating a Roman shield</p>	<p><u>Is tourism Spain's biggest industry?</u></p> <p>Picasso, Gaudi, Sempere?</p> <p>Looking at Picasso's cubist portraits. Creating a cubist self portrait from a photo montage. Creating a 3D portrait</p>
--------	---	--	---	---	--	--

<p>Year 4</p>	<p><u>Why were the Egyptians significant??</u></p> <p>Look at a range of Egyptian art and artefacts, Discuss the themes and the skills of the Egyptian artists and crafts people. Use knowledge Egyptian art and Heiroglyphs . Learn how to make papyrus</p>	<p><u>How has the geography of Manchester changed over time?</u></p> <p>Look at the work of a selection of British landscape lowry. Compare to contemporary artist Jen Orpin. Create a watercolour painting of our local area</p>	<p><u>Why did the Anglo Saxons settle in England?</u></p> <p>Look at a range of artefacts and discuss the skills of Saxon crafts people. Design a Saxon brooch to sculpt in clay and embellish with jewels. Create a replica Anglo Saxon helmet using paper engineering techniques.</p>	<p><u>Why was there a struggle between Anglo Saxons and Vikings?</u></p> <p>Look at the design and construction of Viking long ships. Discuss the range of different crafts and techniques that were used. Survey a range of online construction kits for Viking boat models. Design and construct our own models from thin card. Imagine and design a new Viking god.</p>	<p><u>Why was there a struggle between Anglo Saxons and Vikings?</u></p> <p>Design and draw a figurehead for the ship.</p> <p>Making a collaborative piece in the style of the Bayeux Tapestry showing the event happening in Britain during Saxon times</p>	<p><u>How has geography made North America?</u></p> <p>Look at American landscape artists?</p> <p>Look at the colour field paintings of Marc Rothko and paint a piece in response to the colours in the North American Landscape</p>
<p>Year 5</p>	<p><u>How did Manchester change during Victorian times?</u></p> <p>Looking at arts and crafts</p>	<p><u>Whats different about living in Northern and Southern hemisheses?</u></p>	<p><u>Why were the ancient Greeks significant?</u></p> <p>Looking at the range of life drawing used to</p>	<p><u>Why were the ancient Greeks significant?</u></p> <p>Look at Greek sculpture and create a chalk</p>	<p><u>Why was WWII significant?</u></p> <p>Look at a range of landscape work from British War Artists.</p>	<p><u>What is a biome and where are they?</u></p> <p>Brasil? Look at the work of artist Beatriz Milhazes.</p>

	<p>movement. William Morris in particular Create a print design and use it to produce a sheet of wall paper</p>	<p>Consider differences in seasons and how artists portray this. Look at David Hockney. Look at the work "The arrival of Spring in Woldgate". Examine Hockney's use of colour and discuss some colour theory. Create a copy of one of the pictures in the series Use drawing app on ipads to create a similar work.</p>	<p>embellish pottery. Create a papier mache plate using tissue paper layers. Look at photos of modern athletes and make a life drawing to copy onto the plate. Create a repeating border pattern to embellish the edge. Look at Greek statues and draw in charcoal</p>	<p>pastel piece depicting a statue. Start to understand how shading can create a 3D effect in drawing</p>	<p>Discuss their importance. Talk about the effect of the war on individual people and create a mixed media landscape In the style of Anthony Gross Look at the air raid shelter drawings by Henry Moore. Children to take turns modelling or life drawing air raid shelter scenes in oil pastel (white on black)</p>	<p>Create a collage piece inspired by the brasilian rainforest Compare this with the work of Romero Britto</p>
Year 6	<p><u>What was the significance of the Islamic golden age?</u></p>	<p><u>What are volcanoes and earthquakes?</u> Look at Hokusai's The Great Wave</p>	<p><u>What was the cause and consequence of WWI?</u></p>	<p><u>What was the cause and consequence of the Suffragette movement?</u></p>		<p><u>How do I use a map and compass to find my way around?</u></p>

	<p>look at a range of artworks and craft pieces created by Islamic artists and craftspeople. Create an Islamic geometric pattern, measure it out accurately and colour with pencil. Make a quill pen using a feather and a craft knife and attempt to create a piece of Islamic style calligraphy. Modern Islamic influenced artist maybe Halima Cassell?</p>	<p>of Kanagawa. Look at Maggie Hambling's wave paintings. Compare the work of other artists who are interested in capturing images of the sea such as Vila Celmins. Create a large scale, gestural painting of a wave</p>	<p>Consider the role of the war artists and discuss propaganda Look at how women are portrayed in war art and by female artists. Create a bold, graphic propaganda poster</p>	<p>Looking at banners and how they used skills and techniques traditionally associated with home. Create banners for modern protests using applique and embroidery Look at how this has influenced the modern day craftivism movement</p>		<p>Map art including local artist Dave draws. Create an illustrated map of a familiar journey Look at work by and about refugees Thread Bearing Witness By Alice Kettle</p> <p>Self directed work using skills learned to create props, scenery and costumes for the end of year production.</p>
--	--	--	--	--	--	--

Artists and crafts people

Materials and techniques

Art, craft, design, architecture source material