

Reading in Key Stage One



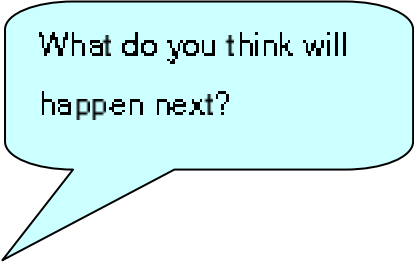
How we teach reading

- Children are taught to read in small groups once a week.
- In addition they have numerous opportunities to practise their skills for example, reading books with the whole class or, occasionally, on an individual basis.

How can you help?

- Use the **SOUND** the letter makes, not the name.
For example, for 'm', say 'mmmmm', not 'em'.
For 's', say 'sssssssss', not 'es'.
For 'l', say 'lllllllllll', not 'el'. Please ask your child's teacher if you are not sure.

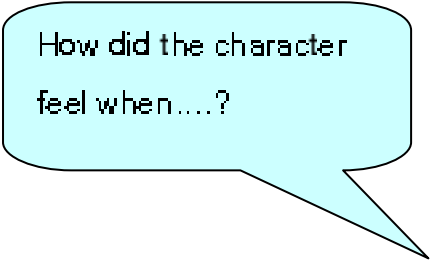
- **Listen to your child read a variety of books regularly. Remember it's also important to read TO your child.**
- **Asking questions develops your child's understanding of the book (comprehension).**



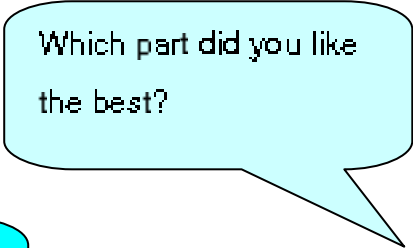
What do you think will happen next?



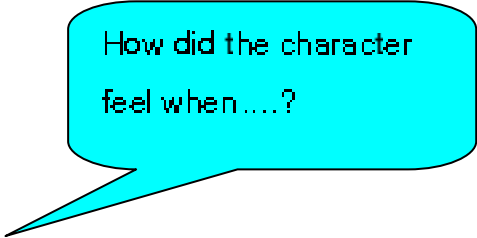
Why did that happen?



How did the character feel when....?



Which part did you like the best?



How did the character feel when....?