



# RAA RAA

## the noisy lion

We have been learning how to Roar with Raa Raa at nursery and developing our communication and language skills.

Raa Raa the Noisy Lion is a new and engaging character from Chapman Entertainment. He is a loveable, little lion who is just finding his voice and learning new communication skills through the noisy adventures he and his friends find themselves on in the Jingly Jangly Jungle!

Join in the fun with Raa Raa and help your child develop their communication skills using Raa Raa's 4Rs:

**REPETITION, RHYTHM, RHYME and RETELLING.**

## FINDING YOUR VOICE

2011 has been designated the National Year of Communication; otherwise known as the Hello campaign. This campaign exists to support parents and carers like yourself as your child goes on their journey to become a little chatterbox.


The most intensive period of speech and language development for children is during the first three years of life. Children need adults to help them learn to talk and learn through playing, talking and listening together. Watching a quality television programme designed for young children can be a great way to stimulate conversation.

### Here are some top tips for watching programmes together:

- Talk about the characters
- Talk about the storyline of the programme and your favourite bits
- Be prepared to answer any questions your children might have
- Play out the stories
- Make up your own stories about the characters


The key is to build talking and listening into what happens before, during and after watching the programmes.

Watch your enclosed DVD episode of Ooo Ooo's Jungle Drums and then try out the Raa Raa-inspired activities on the next page with your child.



For more information about Raa Raa and more fun activities visit:

[www.raaraathenoisylion.com](http://www.raaraathenoisylion.com)



## REPETITION

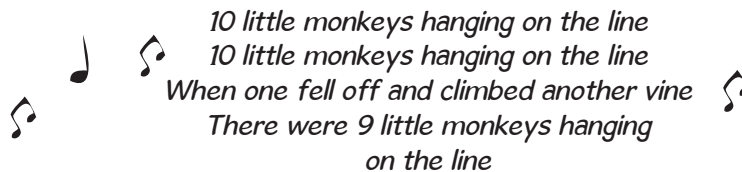
Talk about the characters from the show, where they live and what other animals you might find in a jungle. Talk about the animals you like or don't like and why.

## RHYTHM

See if you and your child can recreate the Raa Raa beat by clapping it out and singing along or by using an instrument such as a tambourine, shaker or drum.

## RHYME

Sing the monkey inspired rhyme below to help your child with their understanding of rhyme and number. Sing to the tune of '10 Green Bottles.'


  
*10 little monkeys hanging on the line*  
*10 little monkeys hanging on the line*  
*When one fell off and climbed another vine*  
*There were 9 little monkeys hanging*  
*on the line*


Continue singing the song decreasing the number until no monkeys are left.

## RETELLING

Encourage your child to draw a picture of the story showing the characters and other elements they remember. Encourage them to retell the story to a friend or other family member.

Remember to tune in to  
**CBeebies every weekday**  
**at 3:30pm**

to see all of Raa Raa's adventures.  
 Episodes will also be available on  
 CBeebies iPlayer.



If you are worried about your child's communication, help is at hand. Log onto Talking Point [www.talkingpoint.org.uk](http://www.talkingpoint.org.uk) for information on every aspect of your child's communication development. It also includes a 'progress checker' to help you identify if your child is struggling.

