



# YEAR 6 SATS



# Introductions




Mr. Beisly – overview of SATs.

Ms. Beech and Mr. Keeley – available to talk about individual children.

Mrs. Carter – available to talk about any pastoral needs of your children.

Mrs. Woolf has said that she'll make herself available to discuss SEND children, readers and applications for extra time/additional arrangements. Please contact her to arrange a follow up meeting.

# What are the SATs?



SATs are reading, maths and SPaG (Spelling, punctuation and grammar) tests that are done in May each year for Year 6 children across England.


Writing and Science tests used to also happen, but not anymore.

All children sit the same tests – this year they have removed the additional 'Level 6' papers that some children would have been entered for and had to sit during the afternoons of SATs week

# Timetable

Date	Test	Timings
Monday 9 May	English reading test	60 minutes
Tuesday 10 May	SpaG - English grammar, punctuation and spelling test, Paper 1 (short answer questions )	45 minutes
	SpaG - English grammar, punctuation and spelling test, Paper 2, spelling	15 minutes (not strictly timed)
Wednesday 11 May	Mathematics, Paper 1, arithmetic test	30 minutes
	Mathematics, Paper 2, reasoning	40 minutes
Thursday 12 May	Mathematics, Paper 3, reasoning	40 minutes


# Reading



The reading test will be a single paper with questions based on three passages of text. **Your child will have one hour, including reading time, to complete the test.**

There will be a selection of question types, including:

- **Ranking/ordering**, e.g. 'Number the events below to show the order in which they happen in the story'
- **Labelling**, e.g. 'Label the text to show the title of the story'
- **Find and copy**, e.g. 'Find and copy one word that suggests what the weather is like in the story'
- **Short constructed response**, e.g. 'What does the bear eat?'
- **Open-ended response**, e.g. 'Look at the sentence that begins *Once upon a time*. How does the writer increase the tension throughout this paragraph? Explain fully, referring to the text in your answer.'



# SPaG (Spelling, punctuation and grammar)

This will consist of two parts:

- 1. Grammar and punctuation paper** requiring short answers, lasting 45 minutes
- 2. Oral spelling test of 20 words**, lasting around 15 minutes.

The grammar and punctuation test will include two sub-types of questions:

- **Selected response**, e.g. 'Identify the adjectives in the sentence below'
- **Constructed response**, e.g. 'Correct/complete/rewrite the sentence below,' or, 'The sentence below has an apostrophe missing. Explain why it needs an apostrophe.'

# Sample Questions - SPaG

## Grammar, Punctuation and Spelling Paper 1

40

Tick one box in each row to show if the underlined conjunction is a **subordinating conjunction** or a **co-ordinating conjunction**.

Sentence	Subordinating conjunction	Co-ordinating conjunction
I like ice-skating <u>and</u> roller-skating.		
Jamie likes roller-skating, <u>but</u> he has never tried ice-skating.		
Jamie will go ice-skating <u>if</u> I go with him.		

\_\_\_\_\_ **1 mark**

## Grammar, Punctuation and Spelling Paper 1

40

Tick one box in each row to show if the underlined conjunction is a **subordinating conjunction** or a **co-ordinating conjunction**.

Sentence	Subordinating conjunction	Co-ordinating conjunction
I like ice-skating <u>and</u> roller-skating.		
Jamie likes roller-skating, <u>but</u> he has never tried ice-skating.		
Jamie will go ice-skating <u>if</u> I go with him.		

\_\_\_\_\_ **1 mark**



## Grammar, Punctuation and Spelling Paper 1


44

Underline the **verb form** that is in the **present perfect** in the passage below.

Rachel loves music and has wanted to learn how to play the piano for years. She was hoping for piano lessons, and was delighted when her parents gave her a keyboard for her birthday.

---

1 mark



# Maths

Children will sit three papers in maths:

- Paper 1: **Arithmetic**, 30 minutes
- Papers 2 and 3: **Reasoning**, 40 minutes per paper

**Paper 1** will consist of fixed response questions, where children have to give the correct answer to calculations, including long multiplication, division, fractions and percentages.


**Papers 2 and 3** will involve a number of question types, including:

- Multiple choice
- True or false
- Constrained questions, e.g. giving the answer to a calculation, drawing a shape or completing a table or chart
- Less constrained questions, where children will have to explain their approach for solving a problem

# Sample Questions

## Maths Paper 1: Arithmetic

**24**  $15.4 - 8.88 =$

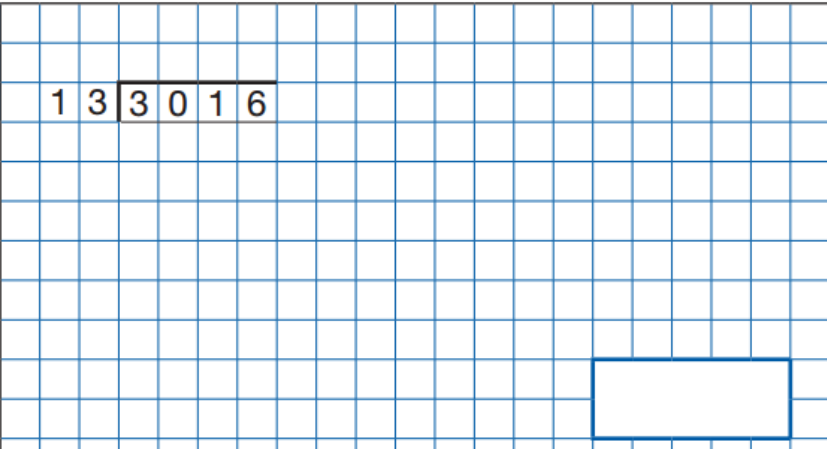


1 mark

**25**

1 3 | 3 0 1 6

Show your method



2 marks

# Sample Questions

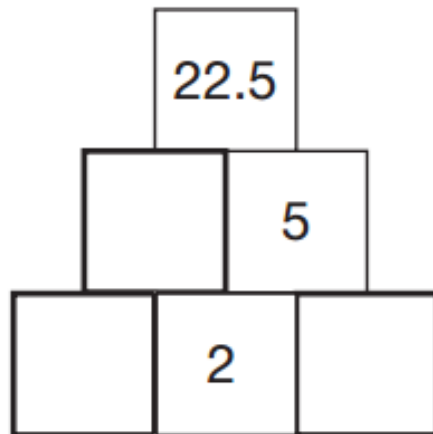
## Maths Paper 2 / Paper 3 : Reasoning

14

Here is a number pyramid.

The number in a box is the **product** of the two numbers below it.

Write the missing numbers.



2 marks

## Maths Paper 2 / Paper 3 : Reasoning

16

Large pizzas cost £8.50 each.

Small pizzas cost £6.75 each.

Five children together buy one large pizza and three small pizzas.

They share the cost equally.


How much does each child pay?

Show  
your  
method

A large grid for showing the method to solve the problem. A small box with the pound symbol (£) is provided for the final answer.

2 marks

# How we carry out the SATs



We acknowledge that this can be an anxious time for Year 6 so we have been helping them to prepare for these tests for some time so that they are familiar with the format, structure and layout. The staff have worked especially hard to try and ensure that the children are relaxed and able to do their best which, is all we ask of them.


- Children will be split into groups to do the tests, so they are not all in one big hall as this can be daunting.
- The staff organise this well in advance taking account of friendship groups, alongside organising which staff members are in which room.
- Readers and scribes are also organised well in advance.

# How will the SATS be assessed?

There has been a huge change this year in how SATs will be assessed. Each child will be given a **scaled score**.

**What is meant by 'scaled scores'?**


- It is planned that **100** will always represent the '**National standard**'.
- Each pupil's raw test score will therefore be converted into a score on the scale, either **at, above** or **below 100**.
- A child who achieves the '**National standard**' (a score of 100) will be judged to have demonstrated sufficient knowledge in the areas assessed by the tests.
- In July 2016 for the first publication of test results, each pupil will receive:
  - ✓ A raw score (number of raw marks awarded).
  - ✓ A scaled score in each tested subject.
  - ✓ Confirmation of whether or not they attained the national standard.

- A child awarded a scaled score of **more than 100** is judged to have exceeded the national standard and demonstrated a higher than expected knowledge of the curriculum for their age.
  - A child awarded a scaled score of **less than 100** is judged to have not yet met the national standard and performed below expectation for their age.
- 



# How to Help Your Child

- First and foremost, support and reassure your child that there is nothing to worry about and they should always just try their best. Praise and encourage!
- Make sure your child has a good sleep and healthy breakfast!
- Toast and healthy snacks will be offered in the Y6 classrooms for any children that would like to come into school for a free breakfast club anytime from 8.15am onwards.



After the tests, there will be an extended play.

There are opportunities during the day to do work and also more relaxing activities.

Before the SATs, children make mascots to put on their tables.